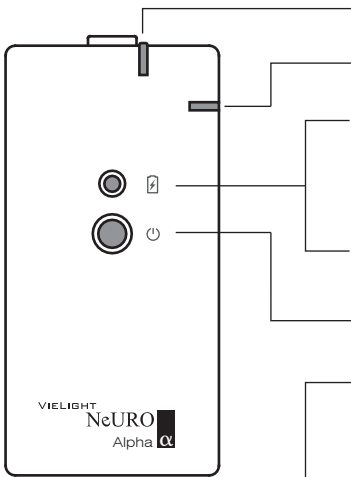
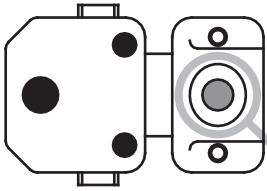


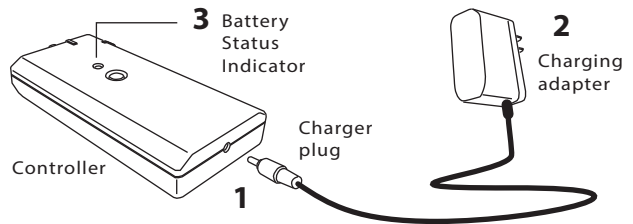
Indicator Status



Pulsing / Red	Headset not completely plugged in or is faulty
Pulsing / Red	Nose applicator not completely plugged in or is faulty
None	Power reserve is sufficient
Pulsing / Red	Power reserve is low
Steady / Red	Charging is in progress. The light switches off automatically when charging is completed
Pulsing / Green	Controller is switched on
Red / Pulsing	Treatment module in operation



CHARGING THE BATTERY



1 Insert the charger plug completely into the charging socket of the controller.

2 Connect the charging adapter to a power source. The Neuro is dual voltage (110V and 220V) and is fitted with a North American plug. Outside of this region, use a travel adaptor for charging.

3 When the Neuro is charging, there is a red indicator light. This light switches off automatically when charging is complete. The unit will automatically stop charging after a maximum time of four hours.

- A fully charged Neuro Alpha is sufficient for 6 treatments.
- The Neuro Alpha can be used while it is being charged.



When powered on, a pulsing deep red light is emitted at the tip of the nose applicator and functioning diodes of the treatment module.

Note: Most people do not experience any physical discomfort while using the Neuro. If you do, please contact support@vielight.com.

Specification

Light Source:	Solid-state 810 nm LED
Power:	Regulated, pulsed at 10 Hz
Auto Off Timer:	20 minutes
Battery Type:	NiMH
Power Adapter:	AC Input: 100-240 V, 0.3 A, 50/60 Hz DC Output: 7.5 V, 1.0 A

Care & Cleaning

1. To clean the Nose Applicator, wipe gently with alcohol or antiseptic wipe. Use a UV sanitizer after cleaning with wipe.
2. Use a soft, dry cloth to clean the other surfaces. Do not use abrasive cleaners. Do not submerge any component in water.
3. Store the equipment in a dry location, free from dust, away from direct sunlight. The storage temperature should be within 10°C to 40°C.

Limited one-Year warranty

Your Vielight Neuro is warranted to be free of defect in material and workmanship under normal use.

This warranty is limited to a period of one year from the purchase date. Within this period, repairs or exchange of parts that are deemed necessary by the company will be made free of charge.

This warranty does not cover damage by the following:
a. Misuse, abuse or alteration to the product
b. Damage caused by accident or neglect
c. Service or repairs made by unauthorized persons

WE SHALL NOT BE RESPONSIBLE FOR ANY INCIDENTAL, SPECIAL, OR CONSEQUENTIAL DAMAGES RESULTING FROM THE USE OF THIS PRODUCT.